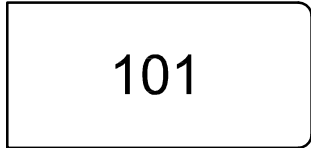


# SOLID SURFACE PROFILES

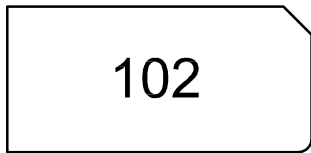
## 100 SERIES

Standard profiles included in basic S.F. price.



101

1/8" ROUND OVER




102

3/8" BEVEL (TOP ONLY)

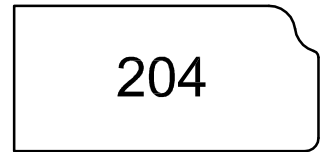
# SOLID SURFACE PROFILES

## 200 SERIES



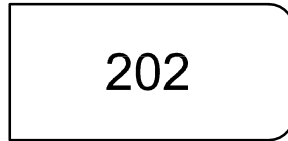
201

1/4" BEVEL  
(TOP&BOTTOM)



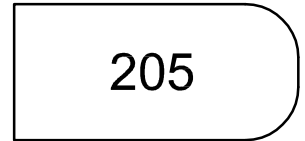
204

SMALL OGEE



202

1/4" ROUND OVER  
(TOP & BOTTOM)



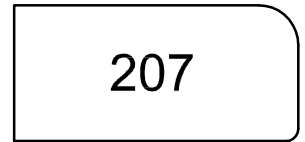
205

1/2" ROUND OVER  
(TOP & BOTTOM)



203

WATERFALL



207

3/8" ROUND OVER  
(TOP ONLY)

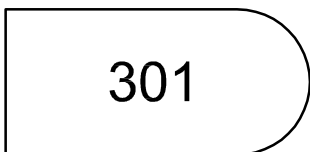


208

3/8" ROUND OVER  
(TOP & BOTTOM)

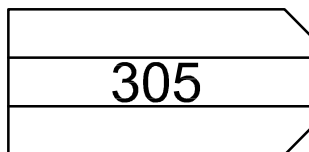
# SOLID SURFACE PROFILES

## 300 SERIES



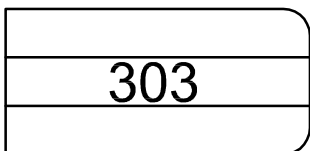
301

BULLNOSE



305

DOUBLE BEVEL  
W/ STRIPE



303

1/4" ROUND OVER  
W/ STRIPE



306

MEDIUM OGEE



304

TALL OGEE

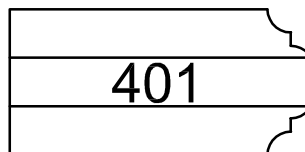


307

MEDIUM OGEE  
W/ FILLET

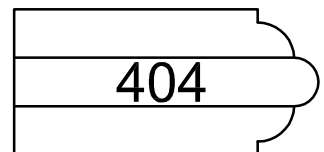
# SOLID SURFACE PROFILES

## 400 SERIES



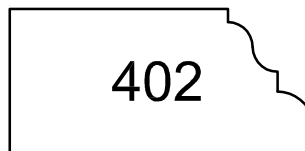
401

DOUBLE COVE  
& BEAD



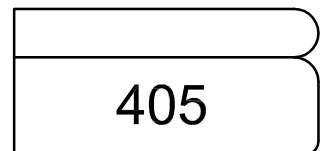
404

INTERNATIONAL  
DELUXE



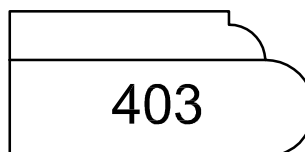
402

BELMONT



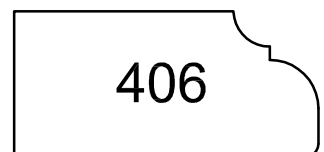
405

SINGLE BEAD



403

COLONIAL



406

MONTAUK